




Baseline product line

## Bypass (Dimmer) [55]

Bypass for dimmer light switch



### Use cases

- Ensure smooth operation of lamps consuming less than 8 VA
- Eliminate flickering in LED lights
- Decrease the minimum load power required for proper dimmer operation with lamps

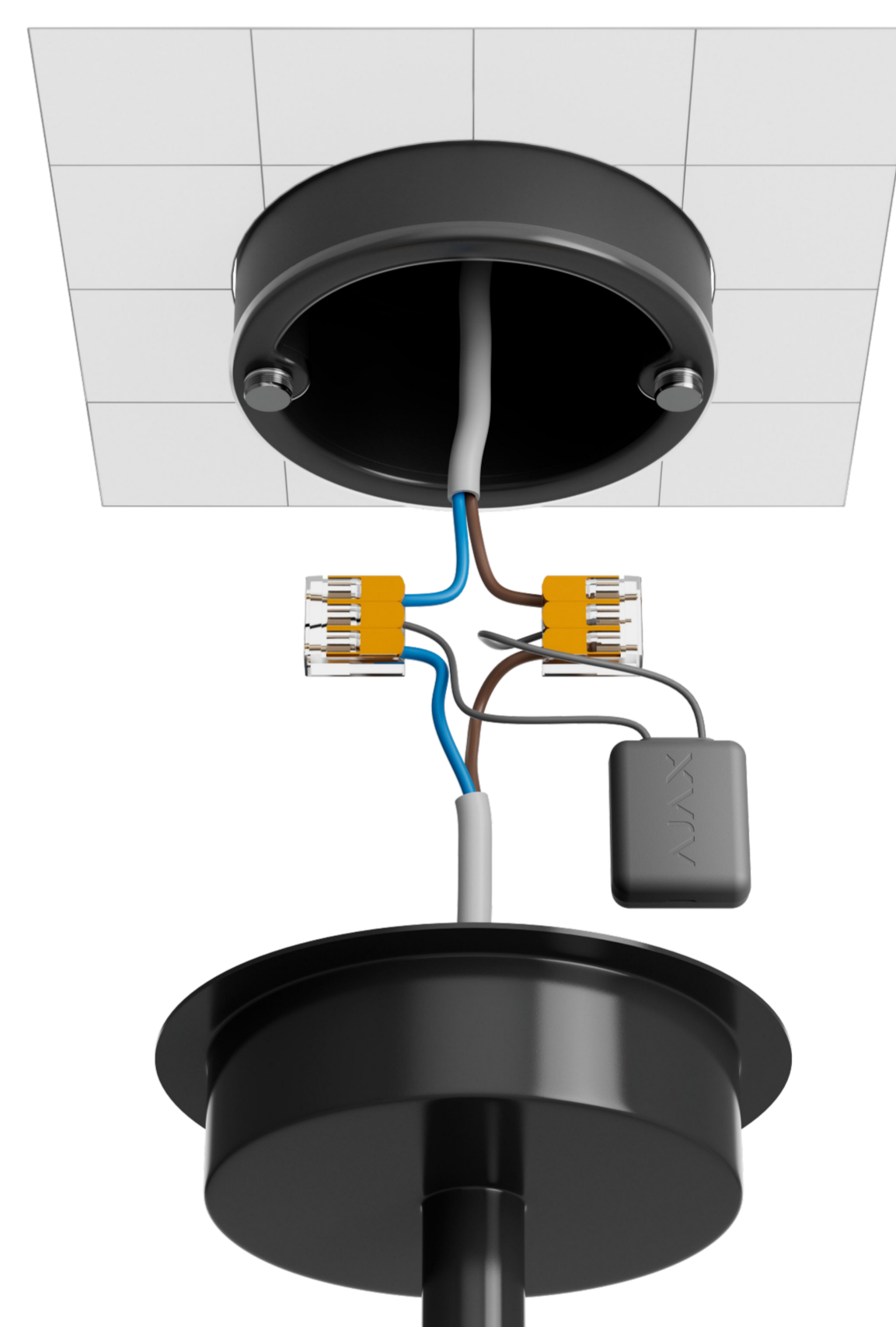
### Compatibility

- LightSwitch (Dimmer) Jeweller
- Third-party dimmers<sup>1</sup>

Bypass (Dimmer) [55] is sold separately from the LightSwitch (Dimmer) Jeweller.

### Easy installation

- Compact size allows for easy placement in a mounting box or lighting appliance's junction box
- Long wires ensure convenient connection
- Connects in parallel with the lighting appliance



Bypass (Dimmer) [55] does not connect to the hub and therefore is not displayed in Ajax apps.




Power supply	Enclosure	Complete set
<b>Voltage</b> 230 V, 50 Hz	<b>Color</b> grey	Bypass (Dimmer) [55] Quick start guide
<b>Average consumption</b> up to 1 W	<b>Dimensions</b> 31 × 24 × 11 mm	
	<b>Wire length</b> 90 ± 5 mm	
	<b>Weight</b> 7 g	
	<b>Operating temperature range</b> from -10 °C to +40 °C	
	<b>Operating humidity</b> up to 75% with no condensation	
	<b>Form factor of the compatible dimmer</b> European type (55)	

<sup>1</sup> Carefully read the manufacturer's instructions for third-party dimmer, before connecting Bypass (Dimmer) [55].



For detailed information, scan the QR code or follow the link:

[ajax.systems/support/devices/bypass-dimmer-55/](https://ajax.systems/support/devices/bypass-dimmer-55/)

-  support@ajax.systems
-  @AjaxSystemsSupport\_Bot
-  ajax.systems